

# Rocks Fossils and Volcanos

## @ Ray County Library

We started this program making fossils. These need a little time to harden.

### Materials:

Cooking spray like Pam

Plaster of Paris

Play dough

Water

Shells and Rocks

### Directions:

Flatten out a ball of playdough. Then make an impression in the playdough with a sea shell. Remove the shell and spray the play dough lightly with cooking spray. Add water to the plaster of paris and pour into the mold. Allow to harden.



Next we made some igneous rocks.

Make igneous rocks that you can eat! Yum

These needed to melt in the oven. It took about 30 minutes at 200 degrees.

<http://preschoolpowolpackets.blogspot.com/2016/04/edible-igneous-rocks-model-science.html>

## Supplies:

cupcake cups

graham crackers

M&M's

mini marshmallows



## Igneous Rocks!! Model & Experiment

at *Preschool Powol Packets*


## Directions:

Have the children add the ingredients and mix them up like the Earth would mix up rocks. On Earth rocks get moved around by wind, water, and crust motion.


The candy and crackers represented rocks and sand and the marshmallows represented minerals like quartz!

# Rocks and Fossil Book

These are just a few we have at Ray County Library.



While our fossils hardened and our igneous rocks melted and cooled I read this book.



This you tube video has an excellent demonstration for making sedimentary, metamorphic and igneous rocks with starburst.


[https://www.youtube.com/watch?v=\\_YVG\\_0UrBj0](https://www.youtube.com/watch?v=_YVG_0UrBj0)

We started with sedimentary rocks.

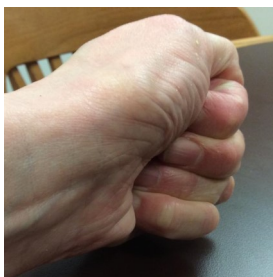
1. Give everyone 3 different colored starburst.



2. Use scissors to cut the starburst in to small sediments.



3. Take the sediments in you fist and squeeze.



4. Now you have a sedimentary rock



Next the video shows how to make a metamorphic rock. Put the sedimentary rock in a baggy and apply a lot of pressure. You can use your hand and a book. Then you take the rock out and fold it and apply more pressure.

Finally you have metamorphic rock.




# Lemon Volcanos

Each participant receive a lemon to make a lemon volcano .

Find directions at

<https://babbleddabledo.com/science-activity-kids-lemon-volcano/>



# Volcanic Eruptions

Use vinegar and baking soda to make the volcano erupt.

